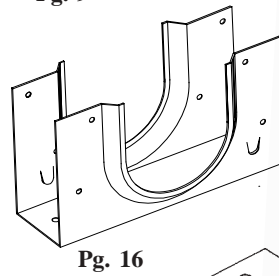
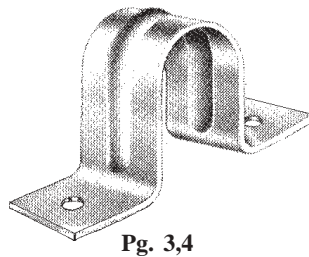
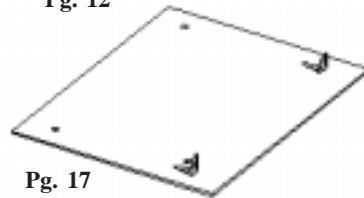

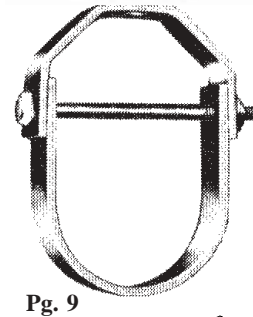
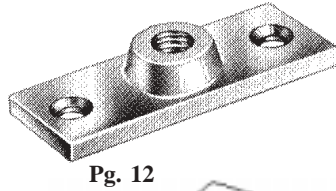
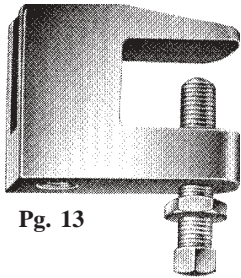
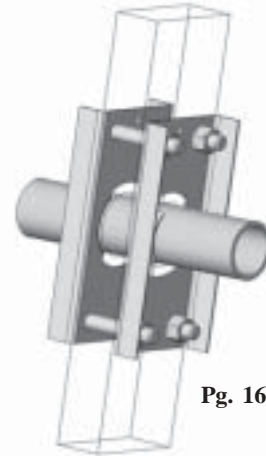
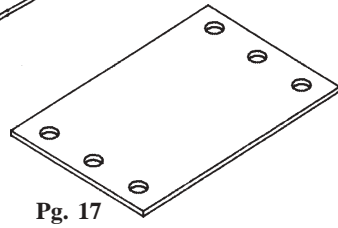
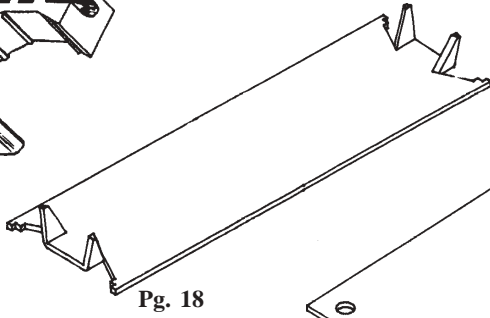
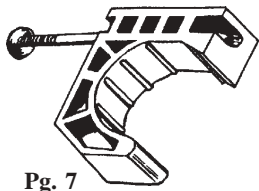
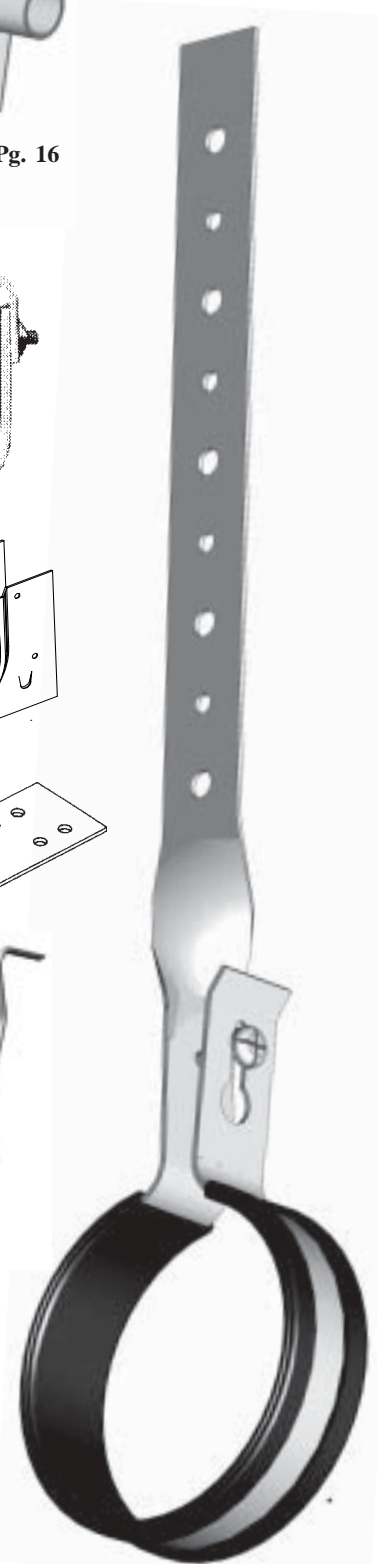
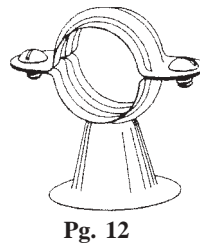
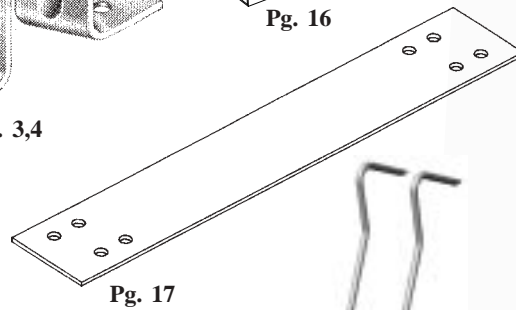


NO. **606**



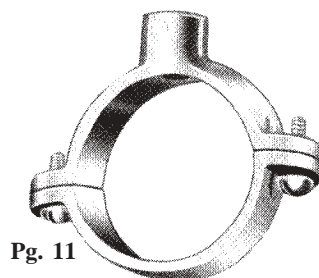
**SOLD ONLY
THROUGH
WHOLESALEERS**



Pg. 5

920 LEVICK ST.
PHILADELPHIA, PA. 19111-5498

TEL. 215-535-4141
FAX. 215-537-5161
WWW.GFM.BIZ



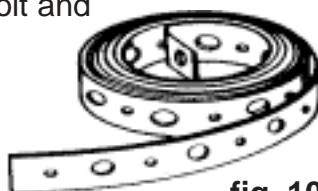




INDEX

PG.	FIG.	ITEM	PG.	FIG.	ITEM
ADJ SWIVEL RINGS:					
10	300	GALVANIZED IPS	7	513	SINGLE SHOT HANGER
10	301	COPPER TUBE	SPLIT RING HANGERS:		
6	302	PLASTIC COATED	11	485	DUCTILE IRON,COPPER TUBE
13	900	ALL THREAD ROD	11	385	DUCTILE IRON,GALV PIPE
13	901	ALL THREAD ROD, PLATED	11	202	DUCTILE IRON,PLAIN
13	118	ANGLE CLIPS	STRAPPING:		
15	162	ANCHOR KITS	1	972	COPPERCLAD
12	430	BELL HANGERS	1	971	GALVANIZED / ZINC PLATED
13	122	'C' CLAMPS	1	101	GALVANIZED DUCT TAPE
13	123	'C' CLAMPS WITH LOCKNUTS	7	102	PLASTIC
CLEVIS:			1	974	PURE COPPER
9	406	COPPERCLAD	1	975	STAINLESS STEEL
9	104	LIGHT	1	970	STEEL PLAIN
6	404	PLASTIC COATED	4	620	STRAP, EMT
9	204	STANDARD	STRAPS: PIPE STRAPS		
9	304	STANDARD, ZINC PLATED	6	603	GALV PIPE, PLASTIC COATED
DWV HANGERS:			4	610	GALV PIPE, ONE HOLE
5	120	GALVANIZED (UNCOATED)	4	600	GALV PIPE, TWO HOLE
5	220	PLASTIC COATED COATED	4	760	STAINLESS, PIPE TWO HOLE
5	320	L.W. PLASTIC CTD	STRAPS: TUBE STRAPS		
5	221	DWV EXTENSIONS	3	502	COPPERLAD, HEAVY TWO HOLE
FLANGES:			3	510	COPPERLAD, ONE HOLE
12	489	DUCTILE IRON, CCLAD	3	500	COPPERLAD, TWO HOLE
12	389	DUCTILE IRON, GALV	3	509	NAILS
12	208	DUCTILE IRON, PLAIN	3	503	PURE COPPER, TWO HOLE
15	156	HEX HEAD BOLTS, PLAIN	STRUT PRODUCTS:		
15	356	HEX HEAD BOLTS, PLATED	8	930	STRUT
15	175	HEX HEAD LAG BOLTS	8	411	CLAMPS, COPPER TUBE
HEX NUTS:			8	311	CLAMPS, GALV IPS
14	171	PLAIN	8	310	NUTS
14	371	PLATED	8	313	WASHERS
14	172	HEAVY, PLAIN	STUD PROTECTORS:		
14	372	HEAVY, PLATED	PLATES:		
HOOKS:			17	913	13 Ga 8 HOLE PLATES
2	197	BRIGHT STEEL	17	916	16 Ga 8 HOLE PLATES
2	198	COPPERCLAD	17	918	18 Ga 8 HOLE PLATES
2	199	PLASTIC COATED	17	919	18 Ga 8 HOLE PLATES, 3"WIDE
6	113	J HANGER, PLASTIC COATED	17	935	16 Ga 3.5" WIDE PLATES
3	540	J-TUBE NAILER, COPPERCLAD	17	936	16 Ga 3.5" SELF NAILING PLATES
4	640	J-TUBE NAILER, ZINC PLATED	16	948	16 Ga 16 HOLE PLATES 1.5"WIDE
13	154	LAG ROD	16	949	16 Ga 16 HOLE PLATES 3" WIDE
13	155	LAG SCREW	16	950	16 Ga 16 HOLE PLATES 5" WIDE
7	511	PLASTIC HALF CLAMP	17	958	16 Ga 5" WIDE PLATES
7	515	PLASTIC SUSPENSION CLAMP	17	957	16 Ga 5X8 SELF NAILING PLATE
7	517	PLASTIC TUBE CLAMP	STUD GUARDS:		
PLUMBERS' TOOLS:			18	906	NAIL HOLES 18 Ga
8	415	GRAPPLERS	18	905	NAIL HOLES 16 Ga
8	414	SPOON KEYS	18	922	INTERLOCKING 20 Ga
8	413	STOP KEYS	18	536	TRIANGLE POINTS 16 Ga
RISER CLAMPS:			18	530	TRIANGLE POINTS 18 Ga
10	410	COPPER TUBE	18	531	TRIANGLE POINTS 20 Ga
10	108	IRON PIPE	18	920	TWISTED POINTS 19 Ga
6	107	PLASTIC COATED	16	534	STUD FIXER
ROD COUPLINGS:			16	533	STUD SHOES
14	151	PLAIN	15	160	STOVE BOLTS WITH NUTS
14	351	PLATED	TOP BEAM CLAMPS:		
14	357	REDUCING,PLATED	13	125	PLAIN
12	105	SHIELDS, INSULATION	13	325	PLATED
12	191	SIDE BEAM CONNECTORS	13	126	WIDE THROAT
			WASHER:		
			14	153	PLAIN
			14	353	PLATED
			14	253	FENDOR


Perforated Hanger Strapping

		List Price Per Coil				
		Width X Gage	Wt / MFt	Bulk 10 ft	Boxed 50 ft	Boxed 100 ft
Steel Plain 1/4 bolt holes  formally fig 100S fig. 970		3/4 X 24	54	1.21	7.05	13.30
		3/4 X 20	83	1.37	7.85	14.90
		3/4 X 18	See Galvanized			
		1 X 14	See Galvanized			
Galvanized or Zinc Plated 1/4 bolt holes  formally fig 100G fig. 971		3/4 X 28	38	1.07	6.35	11.90
		3/4 X 24	54	1.26	7.30	13.80
		3/4 X 22	70	1.45	8.25	15.70
		3/4 X 20	83	1.66	9.30	17.80
		3/4 X 18	110	3.75	20.80	40.50
		3/4 X 16	130	5.75	35.00	61.00
		1 X 14	220	9.50	20 pcs per Bndl	
		1-1/4 X 12	400	15.00	10 pcs per Bndl	
Galvanized Duct Tape alternate bolt and nail holes  fig. 101		3/4 X 28	37	1.07	6.35	11.90
		3/4 X 24	58	1.26	7.30	13.80
		3/4 X 22	75	1.45	8.25	15.70
Copperclad formally fig 100C fig. 972		3/4 X 22	70	2.80	15.00	30.00
		3/4 X 22	70	2.90	Small Pk 25 Rolls / Ctn	
Pure Copper fig. 974		3/4 X 20	75	19.00	95.00	25' = 47.50
Stainless formally fig 100SS fig. 975		3/4 X 22	70	11.00	55.00	110.00
Plastic - polypropylene fig. 102		3/4 X .050	15	See page 7.		

Packaging: 500 Ft / Ctn ; 20 ga - 10 Ft packed 25 rolls / ctn

Tube & Pipe Hooks

List Price Each

	Size X Length	Pipe	Copper Tube	
		Bright Steel	Copperclad	Plastic Coated
Bright Steel fig. 197	1/2 X 4	.147	.168	.51
	3/4 X 4	.147	.168	.51
Copperclad fig. 198	1 X 4	.147	.168	.51
	1/2 X 6	.162	.19	.54
Plastic Coated fig. 199	3/4 X 6	.162	.19	.54
	1 X 6	.162	.19	.54
	1-1/4 X 6	.264	.19	.988
	1-1/2 X 6	.264	.31	.988
	2 X 6	.264	.31	.988
	1/2 X 8	.195	.236	.78
	3/4 X 8	.195	.236	.78
	1 X 8	.195	.236	.78
	1-1/4 X 8	.319	.236	1.30
	1-1/2 X 8	.319	.333	1.30
	2 X 8	.319	.333	1.30
	1/2 X 10	.361	.444	SPECIAL ORDER
	3/4 X 10	.361	.444	
	1 X 10	.361	.444	
	1-1/4 X 10	.361	.444	
	1-1/2 X 10	.361	.444	
	2 X 10	.361	.444	SPECIAL ORDER
	1/2 X 12	.403	.50	
	3/4 X 12	.403	.50	
	1 X 12	.403	.50	
	1-1/4 X 12	.403	.50	
	1-1/2 X 12	.403	.50	
2 X 12	.403	.50		
3 X 12	.903	1.15		
4 X 12	.903	1.15		

formally fig 200S, 200C, 200PC

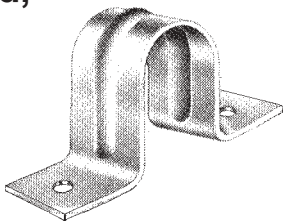
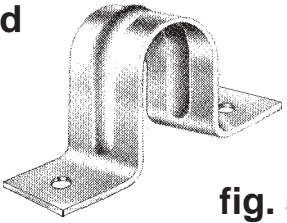
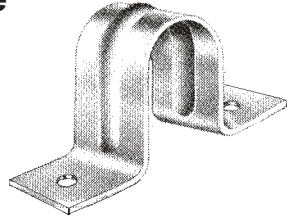
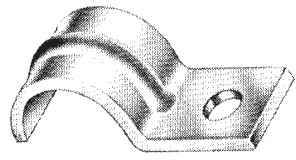

Weight Per Ctn. (500 Hooks) :

4" - 25 lbs 10" - 50 lbs
 6" - 32 lbs 12" - 62 lbs
 8" - 40 lbs

Packaging: 50 Hooks Per Box - 500/ctn

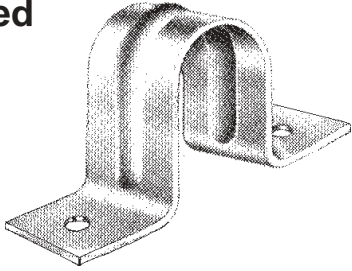
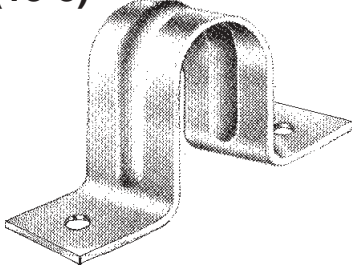
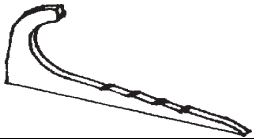
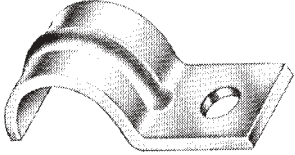
For Plastic Coated Steel Pipe Hooks Order
 Tube Hook of Next Larger Size
 Example: For 3/4 X 6 Pipe - Use 1 X 6 Tube

Copper Tube Straps

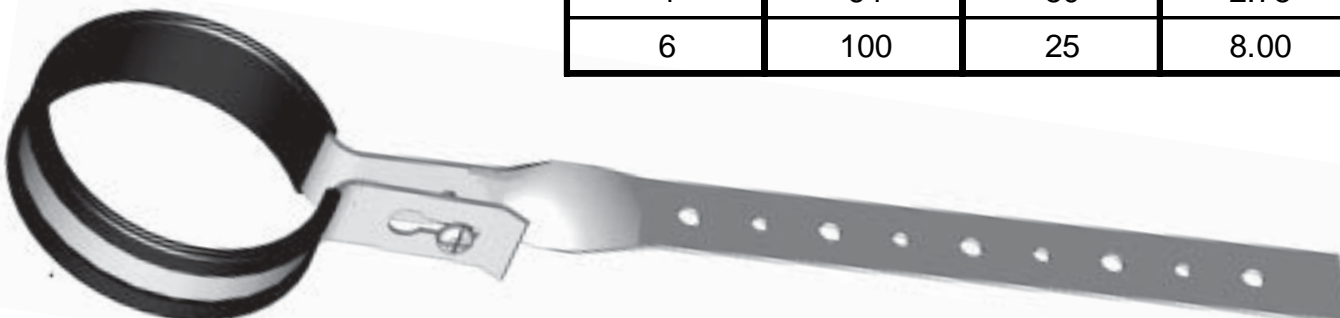


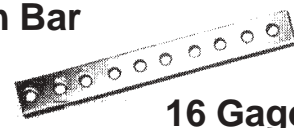
	Size	Weight Per 1000	Box Qty Ctn Qty	List Price Box
Copperclad, Two Hole  fig. 500	1/4	6.5	100/2M	.060 EA
	3/8	7	100/2M	.061
	1/2	7.6	100/2M	.062
	3/4	11	100/1M	.069
	1	14	100	.100
	1-1/4	35	100	.190
	1-1/2	45	100	.245
	2	50	100	.270
Copper Plated Nails fig. 509	13 ga X 1	2.3	200 / Bag	.014 EA
Copperclad Two Hole Heavy  fig. 502	1/2	18	100/1000	.095 EA
	3/4	22	100/1000	.111
	1	30	100/1000	.145
Pure Copper Two Hole  fig. 503 formally fig. 500 PC	1/8	6.0	100/1M	.20 EA
	1/4	6.5	100/1M	.20
	3/8	7	100/1M	.20
	1/2	8.5	100/1M	.21
	3/4	11	100/1M	.25
	1	14	100/1M	.38
	1-1/4	35	25	.80
	1-1/2	45	25	.95
	2	50	25	1.15
Copperclad One Hole  fig. 510	1/8	13	100/2M	.17 EA
	1/4	15	100/1M	.17
	3/8	20	100/1M	.17
	1/2	25	100/1M	.18
	3/4	55	100/1M	.195
	1	67	100	.38
	1-1/4	85	50	.81
	1-1/2	125	50	.90
	2	200	50	1.05
J-TubeNailer Copperclad  fig. 540 * one nailer for both sizes	1/2 & 3/4 *	19	100/2M	.14 EA

Pipe Straps

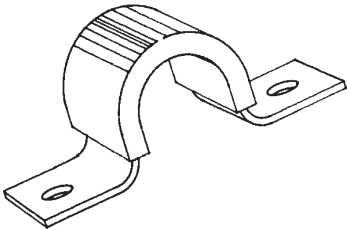
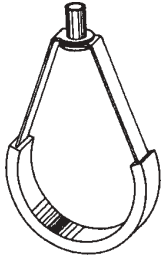
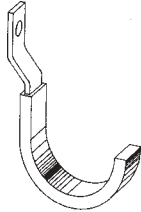
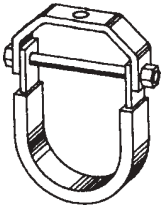
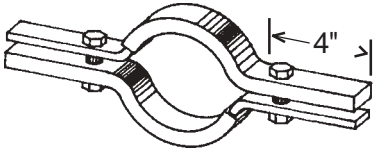
EMT Straps

		Size Inches	Weight Per 1000	Ctn Qty	List Price Each	
Pipe Straps Two Hole Galvanized 	fig. 600	1/4	13	100	.07	
		3/8	25	100	.07	
		1/2	32	100	.08	
		3/4	40	100	.10	
		1	85	100	.19	
		1-1/4	110	50	.25	
		1-1/2	125	50	.34	
		2	200	50	.50	
		2-1/2	250	25	.80	
		3	330	25	.90	
		4	400	25	1.35	
		6	840	25	4.00	
		8	1500	10	14.00	
Pipe Straps Two Hole Stainless (18-8) 	fig. 760	1/4	13	100	2.75	
		3/8	25	100	2.75	
		1/2	32	100	2.75	
		3/4	40	100	3.40	
		1	80	50	4.25	
		1-1/4	110	50	5.00	
		1-1/2	125	50	5.50	
		2	170	25	6.60	
		2-1/2	250	25	10.60	
		3	300	25	12.00	
4	400	25	15.00			
J - TubeNailer Zinc Plated 	fig. 640	1/2	19	100/BX 500/Ctn	.11	
Pipe / EMT Straps One Hole 	fig. 610 - Pipe fig. 620 - EMT				PIPE	EMT
		1/4	20	100	.100	---
		3/8	25	100	.125	---
		1/2	55	100	.145	.135
		3/4	95	100	.24	.15
		1	100	100	.28	.19
		1-1/4	125	100	.45	.33
		1-1/2	200	50	.77	.47
		2	250	50	.90	.90
		2-1/2	500	25	4.50	4.50
		3	1000	25	6.00	6.00
		4	1500	25	9.00	9.00

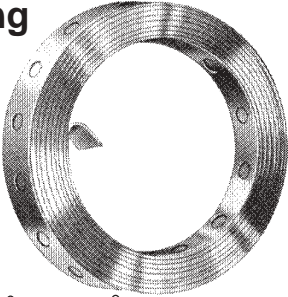
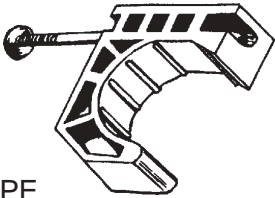


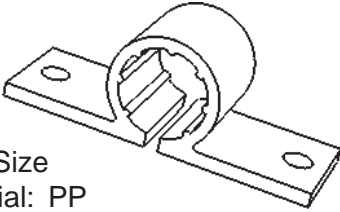
DWV Hangers

	Size Inches	Wt. Per 100	Qty. Per Carton	List Price Each
DWV Hanger, Plastic Coated 	1-1/2	30	50	2.10
	2	35	50	2.20
	3	50	50	2.45
	4	64	50	2.75
	6	100	25	8.00
fig. 220 Material Width = 1.0"				
LW DWV Hanger, Plastic Coated 	1-1/2	28	50	1.80
	2	32	50	1.95
	3	40	50	2.10
	4	50	50	2.35
fig. 320 Material Width = 3/4"				
DWV Hanger, Galvanized Uncoated 	1-1/2	27	50	1.05
	2	30	50	1.15
	3	35	50	1.20
	4	40	50	1.35
fig. 120 Material Width = 3/4"				
DWV Extension Bar 	1" x 36"	63	25	1.03
fig. 221 - Galv. 16 Gage				








Plastic Coated Hangers For Plastic Pipe

	Size Inches	Wt. Per 100	Qty. Per Carton	List Price Each
Straps, Plastic Coated  fig. 603	1/2	5	50	1.35
	3/4	5	50	1.35
	1	10	50	1.50
	1-1/4	11	50	1.60
	1-1/2	12.5	50	1.75
	2	15	50	1.85
	3	34	25	3.20
	4	40	25	4.00
	6	80	10	10.60
	8	150	10	22.00
Adjustable Swivel Ring, Plastic Coated  fig. 302	1-1/2	15	50	2.40
	2	16	50	2.50
	3	35	25	3.90
	4	60	25	5.00
	6	125	10	8.30
	8	150	10	20.00
J-Hanger, Plastic Coated  fig. 113	1-1/2	73	25	4.30
	2	77	25	4.30
	3	93	25	5.80
	4	105	25	6.60
	6	270	10	40.00
Clevis, Plastic Coated  fig. 404	1-1/2	33	25	2.30
	2	38	25	2.60
	3	70	25	4.40
	4	110	25	5.70
	6	350	10	17.00
	8	500	10	24.00
Riser Clamps, Plastic Coated  fig. 107	1-1/2	130	25	7.25
	2	145	25	7.25
	3	200	25	9.00
	4	230	25	13.00
	6	430	10	19.00

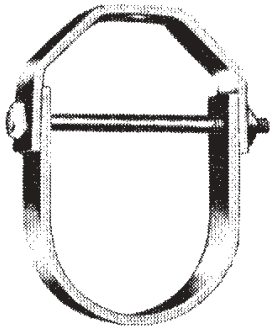
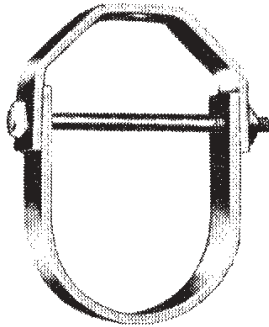
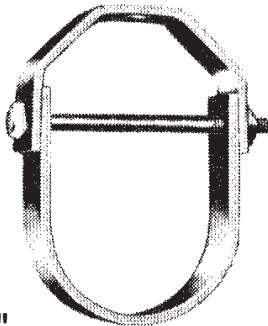
Plastic Hangers

	Size	Wt. Per 100	Box Qty. Ctn. Qty.	List Price Each
Plastic Strapping Polypropylene  1/8 Dia. Holes Max working load, 15# @ -20 °F. to 120 °F. Breaking strength, 100# @ 68 °F.	10'	15	BULK / 100	1.40
	25'	37	BULK / 40	2.80
	50'	75	BULK / 20	5.60
	100'	150	1 / 10	11.10
Plastic Half Clamp  C. T. Size Material: HDPE	1/2	1.0	100 / 1M	.125
	3/4	1.4	100 / 1M	.14
	1	2.5	50 / 500	.44
SINGLE SHOT W/ NAILS  U.S PAT. 6,152,412 C. T. Size Material: Copper Safe PP	1/2	1.8	50 / 500	.26
	3/4	1.9	50 / 500	.32
SUSPENSION CLAMP  C. T. Size Material: PP	1/2	1.0	100 / 1M	.26
	3/4	1.2	100 / 1M	.29
	1	1.5	50 / 500	.80
2 - Hole Plastic Tube Clamp  C. T. Size Material: PP	1/2	1.0	100	.33
	3/4	1.1	100	.36
	1	1.4	50	.85
	1-1/4	1.6	25	1.00
	1-1/2	1.8	25	1.25
	2	2.4	25	1.70

Strut Hardware Tools

	Size Inches	Wt. Per 100	Qty. Per Ctn.	List Price Each
Strut nut W/Spring  fig. 310	3/8	10	100	1.20
	1/2	13	100	1.30
Strut Washer  fig. 313	3/8	18	100	1.20
	1/2	18	100	1.20
1-5/8 SQ X 1/4 THK				
Strut Clamp-IPS Zinc Plated  fig. 311	3/8	12	50	1.00
	1/2	13	50	1.00
	3/4	15	50	1.22
	1	18	50	1.32
	1-1/4	22	50	1.60
	1-1/2	32	50	1.75
	2	37	50	1.85
	2-1/2	42	50	2.10
	3	49	25	2.40
	4	70	25	3.20
	5	80	10	4.00
6	90	10	5.30	
Strut Clamp-CT Copper Plated  fig. 411	1/2	12	50	1.50
	3/4	13	50	1.60
	1	13	50	1.75
	1-1/4	18	50	1.85
	1-1/2	22	50	1.90
	2	30	50	2.40
	2-1/2	35	25	3.20
	3	42	25	3.50
	4	60	25	4.60
5	80	10	6.60	
6	90	10	8.00	
Stop Keys  fig. 413	6 FT	750	6 / Bndl	45.00
	8 FT	1000	6 / Bndl	55.00
	10 FT	1250	6 / Bndl	63.00
Mueller Type Stop Key fig. 416	6 FT	750	6 / Bndl	58.00
Grapplers  fig. 415	6 FT	400	6 / Bndl	64.00
	8 FT	600	6 / Bndl	75.00
	10 FT	800	6 / Bndl	83.00
Spoon Keys  fig. 414	6 FT	500	6 / Bndl	69.00

Clevis Hangers

		Size Inches	Wt. Per 100	Qty. Per Ctn.	List Price Each Ctn / Sm-Pk*
Light Clevis  fig. 104 * Sm-Pk = Small Pack 25 / Bx		1/2	13	100	.75/.83*
		3/4	14	100	.78/.86*
		1	18	100	.82/.90*
		1-1/4	22	100	.85/.93*
		1-1/2	28	100	.93/1.00*
		2	35	50	1.03/1.12*
		2-1/2	65	25	1.90
		3	65	25	2.00
		4	110	25	2.50
	Coppertube Clevis Copper Plated  fig. 406 * Sm-Pk = Small Pack 25 / Bx		1/2	10	100
		3/4	10	100	1.00/1.08*
		1	14	100	1.13/1.21*
		1-1/4	18	100	1.20/1.27*
		1-1/2	24	100	1.27/1.34*
		2	36	50	1.45/1.54*
		2-1/2	44	25	3.30
		3	50	25	3.77
		4	100	25	4.63
		5	198	25	12.00
Standard Clevis  Available to 28" fig. 204 - Plain fig. 304 - Zinc Plated Add 50 %		1/2	18	100	.92
		3/4	22	100	.92
		1	25	100	1.02
		1-1/4	35	100	1.14
		1-1/2	35	100	1.20
		2	42	50	1.38
		2-1/2	84	25	2.64
		3	100	25	2.64
		4	170	25	3.20
		5	250	15	4.60
		6	330	10	5.60
		8	500	8	10.00
		10	900	BULK	20.00
		12	1100	BULK	24.50

Hangers

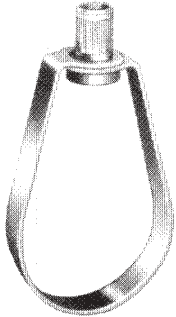

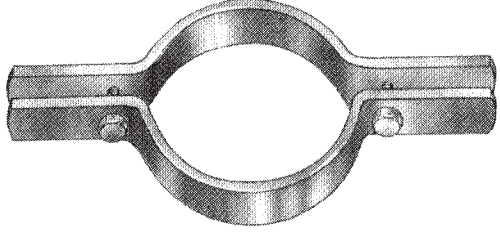
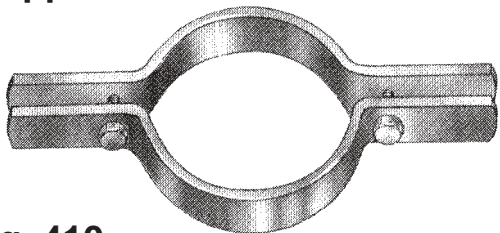
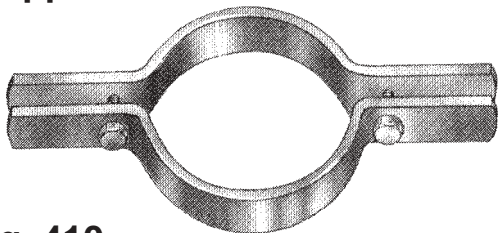
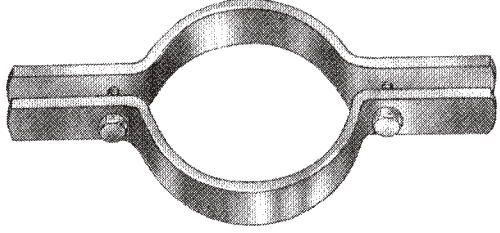
List Price

Each
Ctn / Sm. Pk.*

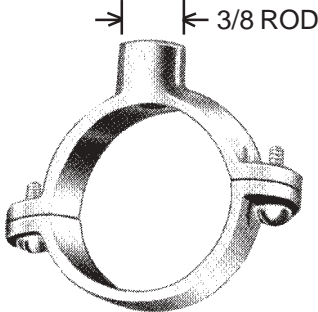
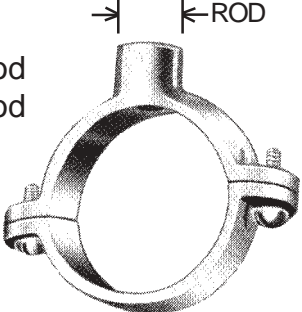
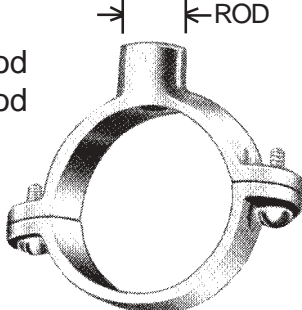
Size
Inches

Wt. Per
100

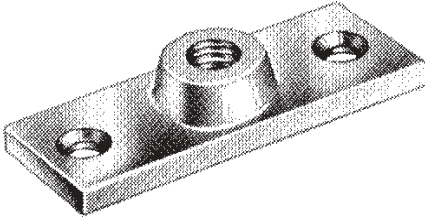
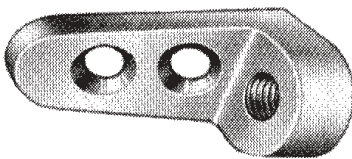
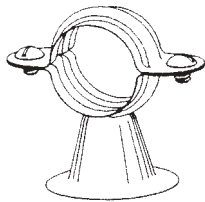
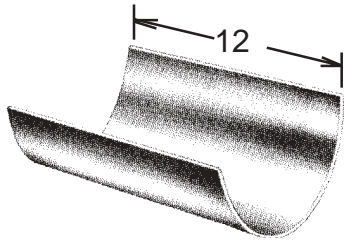
Qty. Per
Carton

		Size Inches	Wt. Per 100	Qty. Per Carton	List Price Each Ctn / Sm. Pk.*		
Adj. Swivel Ring, Galvanized IPS 1/2" to 4" - 3/8 Rod 5" to 8" - 1/2 Rod * Sm. Pk. = small pack 25 / box.	 fig. 300	1/2	11	100	.90/.98*		
		3/4	11	100	.90/.98*		
		1	11	100	.95/1.03*		
		1-1/4	12	100	.98/1.06*		
		1-1/2	13	100	1.02/1.11*		
		2	14	100	1.08/1.16*		
		2-1/2	28	50	2.00		
		3	32	50	2.30		
		4	55	25	3.20		
		5	60	20	4.20		
		6	60	20	4.75		
Adj. Swivel Ring, Copper Tube 1/2" to 2" - 3/8 Rod 2-1/2 to 4" - 1/2 Rod * Sm. Pk. = small pack 25 / box.	 fig. 301	1/2	11	100	.106/1.14*		
		3/4	11	100	1.08/1.16*		
		1	11	100	1.12/1.20*		
		1-1/4	12	100	1.14/1.22*		
		1-1/2	13	100	1.16/1.25*		
		2	14	100	1.27/1.35*		
		2-1/2	16	50	2.12		
		3	28	50	4.00		
		4	36	25	4.60		
		Riser Clamp Iron Pipe Size  fig. 108 - Plain fig. 308 - Zinc Plated Add 50 %	 fig. 410	1/2	80	25	2.70
				3/4	80	25	2.70
1	80			25	2.80		
1-1/4	110			25	3.20		
1-1/2	120			25	3.30		
2	130			25	3.40		
2-1/2	170			25	3.70		
3	180			25	4.00		
4	210			25	5.20		
5	370			15	8.00		
6	420			10	8.75		
8	800	BULK	20.00				
10	1150	BULK	25.00				
Riser Clamp, Copper Tube  fig. 410	 fig. 108 - Plain fig. 308 - Zinc Plated Add 50 %	1/2	65	25	3.20		
		3/4	75	25	3.20		
		1	75	25	3.30		
		1-1/4	77	25	3.85		
		1-1/2	80	25	4.10		
		2	105	25	4.90		
		2-1/2	168	25	6.40		
		3	178	25	8.00		
		4	205	25	10.00		
5	346	20	19.00				
6	386	10	24.50				

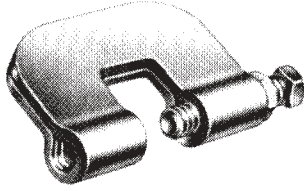

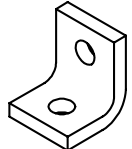
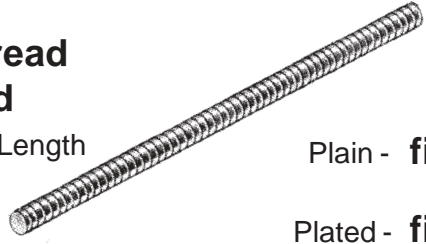


Split Ring Hangers

	Size Inches	Wt. Per 100	Qty. Per Carton	List Price Each
Split Ring, Iron Pipe Ductile Iron ROD : 3/8 BT 	3/8	15	50	1.40
	1/2	10	50	1.40
	3/4	12	50	1.50
	1	14	50	1.70
	1-1/4	19	25	2.05
	1-1/2	21	25	2.40
	2	30	25	2.75
	2-1/2 - 4	Use Fig. 385 Below		
Split Ring, Galvanized Pipe Ductile Iron 3/8 to 2" - 3/8 Rod 2.5 to 4" - 1/2 Rod 	3/8	10	50	1.60
	1/2	10	50	1.60
	3/4	12	50	1.65
	1	14	50	2.05
	1-1/4	19	25	2.30
	1-1/2	21	25	2.75
	2	30	25	3.30
	2-1/2	55	25	9.00
	3	80	25	11.00
	4	110	25	15.00
Split Ring, Copper Tube Ductile Iron 3/8 to 2" - 3/8 Rod 2.5 to 4" - 1/2 Rod 	3/8	8	50	1.40
	1/2	8	50	1.45
	3/4	9	50	1.55
	1	11	50	1.75
	1-1/4	12	25	2.00
	1-1/2	14	25	2.40
	2	23	25	2.60
	2-1/2	47	25	8.00
	3	50	25	12.00
	4	90	25	14.00

Castings

		Size Inches	Wt. Per 100	Qty. Per Carton	List Price Each	
Flange, Ductile Iron  * SP = small pack 50 / ctn. Flanges Tapped for 3/8 & 1/2 Rod.	Plain	3/8* Small Pack	20	50*	1.15*	
	fig. 208	3/8	20	100	1.05	
	Galvanized	3/8* Small Pack	20	50*	1.40*	
		3/8	20	100	1.30	
	fig. 389	1/2	20	100	1.85	
	Copperclad	3/8* Small Pack	20	50*	1.50*	
		3/8	20	100	1.40	
	fig. 489					
	Side Beam Connector 		3/8	13	100	1.10
		fig. 191	1/2	25	50	1.85
Bell Hanger  C. T. Size Copper Plated Steel		1/2	6	25 / 200	1.00	
	fig. 430	3/4	6	25 / 200	1.10	
		1	7	25 / 200	1.20	
Shields, Insulation Galvanized  fig. 105	O.D.	GAGE	CLEVIS SIZE			
	1.9	18	1-1/2	64	25	2.60
	2.4	18	2	64	25	3.00
	2.9	18	2-1/2	76	25	3.30
	3.5	18	3	92	25	3.80
	4.5	18	4	120	25	4.75
	5.6	18	5	160	10	5.80
	6.7	18	6	180	10	8.00
	8.7	18	8	280	5	10.60
	10.8	18	10	350	5	12.50
	12.8	16	12	420	5	17.25

Attachments

		Size Inches	Wt.Per 100	Qty. Per Carton	List Price Each	
					Plain	Plated
"C" Clamps 	W/O Locknut fig. 122	1/4	45	50	1.60	1.60
		3/8	40	100	1.33	----
		3/8 SP	40	50	1.40	----
		1/2	47	100	1.95	----
	W/ Locknut fig. 123	3/8	41	100	1.55	----
		3/8 SP	41	50	1.62	----
		1/2	48	50	2.20	----
		5/8	75	50	5.00	----
* SP = small pack 50 / ctn.		3/4	82	50	7.50	----
Top Beam Clamp 	Standard A = 3/4" fig. 125 Plain	3/8	40	100	1.45	2.10
	fig. 325 Plated	*3/8 SP	40	50	1.60*	----
		1/2	35	100	2.00	3.20
	Wide Throat A = 1-1/4" fig. 126	5/8	42	50	----	5.30
		3/4	84	25	----	8.00
	* SP = small pack 50 / ctn		3/8	36	50	3.30
Angle Clip 	fig. 118	3/8	25	100	1.25	----
		1/2	30	50	1.55	----
All Thread Rod 6 Ft Length 	Plain - fig. 900 Plated - fig. 901	1/4	.72ea	50	2.00	3.00
		3/8	1.7	25	3.00	4.75
		1/2	3	15	6.10	9.70
		5/8	5	9	10.00	18.75
		3/4	7.4	6	14.60	25.00
		7/8	10	4	----	39.00
		1	13	3	----	55.00
Lag Screw 	fig. 155	1/4 X 3	3	100	.58	----
		3/8 X 3-1/2	8.5	100	.58	----
		1/2 X 4	17	25	1.73	----
Lag Rod 	fig. 154	3/8 X 4	10	100	.70	----
		6	15	100	.85	----
		8	19	50	1.50	----
		10	24	50	1.75	----
		1/2 X 6	32	50	2.20	----

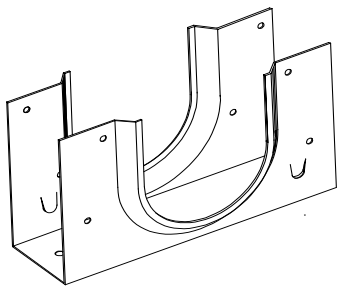
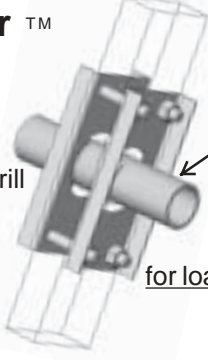
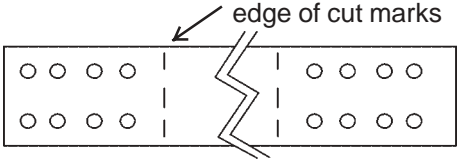
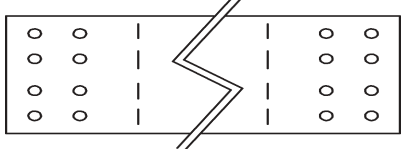
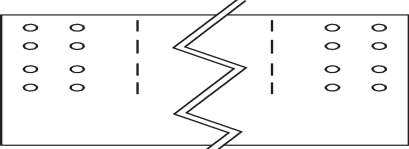
Hardware

	Size Inches	Wt. Per 100	Qty. Per Carton	List Price Each	
				Plain	Plated
Hex Nuts Grade 2  fig. 171 - Plain fig. 371 - Plated	1/4	.80	100	.055	.08
	5/16	1.10	100	.066	.11
	3/8	1.60	100	.08	.12
	1/2	3.80	100	.19	.28
	5/8	7.30	50	.33	.50
	3/4	11.90	50	.50	.75
	7/8	19	25	----	1.60
	1	28	25	----	2.10
Heavy Hex Nuts Grade 2  fig. 172 - Plain fig. 372 - Plated	3/8	3	100	.13	.18
	1/2	7	50	.23	.35
	5/8	12	50	.40	.60
	3/4	19	50	.63	.90
Washers USS  fig. 153 - Plain fig. 353 - Plated	1/4	.70	100	.04	.06
	3/8	1.5	100	.066	.105
	1/2	3.8	100	.13	.21
	5/8	7.7	50	.26	.40
	3/4	11.0	50	.35	.52
	7/8	15.3	50	.50	.80
	1	18.8	25	.70	1.00
Fender Washer  fig. 253 - Plated	1/4 X 1.25	2.1	100	----	.14
	3/8 X 1.5	2.9	100	----	.18
	1/2 X 2.0	7	100	----	.32
Rod Coupling  fig. 151 - Plain fig. 351 - Plated	1/4	2	50	.90	1.20
	3/8	11	50	1.00	1.35
	1/2	11	50	1.10	2.00
	5/8	18	50	1.90	2.50
	3/4	30	25	3.00	4.00
Rod Coupling, Reducing fig. 357 - Plated	3/8 - 1/4	4	50	----	1.60
	1/2 - 3/8	7	50	----	2.10
	5/8 - 1/2	14	50	----	3.30

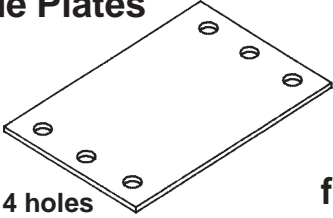

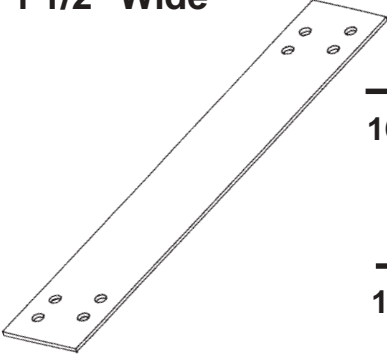


Hardware

	Size Inches	Wt. Per 100	Qty. Per Carton	List Price Each	
				Plain	Plated
Hex Head Bolts ASTM A307a  fig. 156 - Plain fig. 356 - Plated* *Stock limited, allow 3 days for delivery.	5/8 X 2	23	50	.59	.83
	2-1/2	27	50	.70	.98
	3	32	50	.79	1.10
	3-1/2	36	50	.90	1.26
	4	40	50	1.00	1.40
	4-1/2	44	50	1.20	1.70
	5	49	50	1.26	1.75
	3/4 X 2	35	50	.97	1.36
	2-1/2	41	50	1.08	1.51
	3	48	50	1.28	1.80
	3-1/2	54	50	1.40	1.95
	4	60	25	1.60	2.25
	4-1/2	66	25	1.79	2.50
5	72	25	1.92	2.70	
Hex Head Lag Bolts  fig. 175 - Plain	1/4 X 1-3/4	2.5	100	.17	----
	3/8 X 1-3/4	6.0	100	.36	----
Stove Bolts, With Nuts  fig. 160 - Plated	1/4 X 1	2.2	100	----	.11
	1/4 X 1-1/2	3.1	100	----	.14
	1/4 X 2	3.6	100	----	.17
Plastic Screw Anchor Kit  fig. 162	100 - #10 X 1 Pan Head Screws 100 - Plastic Anchors 1 each - 1/4" Masonry Drill 10 Kits per Carton				8.60 / Kit

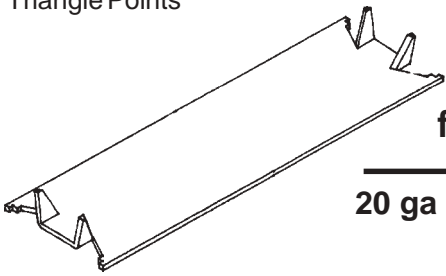
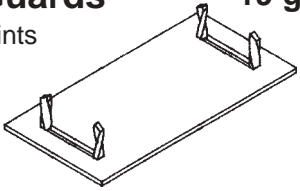
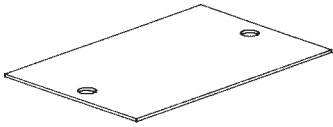

STUD PROTECTORS

		Weight Per 100	Qty Per Ctn	List Price Each
	Size			
Stud Shoe  not for load bearing walls	fig. 533 -1 Single	41	25	2.05
	fig. 533 -2 Double	50	25	2.40
	fig. 533 -3 Triple	60	10	2.85
Studfixer™  Kit includes Bolts, Nuts, Drill & Drill Fixture 1 1/2 DWV MAX for load bearing walls	Single	230	5 assy. / kit Sold only as Kits	9.45 / assy.
	Double	260	5 assy. / kit Sold only as Kits	9.90 / assy.
	Triple	290	5 assy. / kit Sold only as Kits	10.60 / assy.
16 Hole Plate - 1.5" wide  edge of cut marks 16 ga	1.5 X 18	48	50	.92
	1.5 X 24	60	50	1.35
	1.5 X 36	96	25	2.90
16 Hole Plate - 3" wide  16 ga	3 X 18	96	25	1.45
	3 X 24	120	25	2.10
	3 X 36	190	25	4.20
16 Hole Plate - 5" wide  16 ga	5 X 12	105	50	1.50
	5 X 18	160	25	2.30

Stud Protectors

		Length Inches	Weight per 100	Qty Ctn / Skid	List Price Each		
5" Wide Plates  * 18" has 4 holes fig. 958	16 ga	5 X 4	35	50 / 5M	.60		
		5 X 8	70	50 / 2500	1.20		
		5 X 18 *	150	25 / 1500	2.10		
5 X 8 Plates, Self Nailing  fig. 957	16 ga	5 X 8	70	25 / 2500	1.30		
8 Hole Plates 1 1/2" Wide 	18 ga X 1 1/2	fig. 918	9	18	50 / 5M	.36	
			12	25	50 / 5M	.45	
			18	38	50 / 3M	.68	
	16 ga X 1 1/2	fig. 916	9	24	50 / 5M	.44	
			12	32	50 / 5M	.62	
			18	48	50 / 3M	.92	
	13 ga X 1 1/2	fig. 913	24	64	50	1.35	
			9	35	50	.63	
			12	47	25	.87	
			18	70	25	1.30	
	8 Hole Plates 3" Wide  fig. 919	18 ga X 3		6	25	50 / 6M	.44
				9	38	50 / 5M	.66
			12	52	50 / 5M	.84	
			18	78	50 / 2400	1.30	
3 1/2" Wide Plates  fig. 935	16 ga		6	36	50 / 5M	.53	
			18	110	25 / 1500	1.60	
18" 4 Holes as shown, 6" 2 Holes							
3 1/2" X 6" Self Nailing Plates, fig 936			6	36	50/5M	.63	

Stud Protectors

		Length Inches	Weight per 100	Qty Ctn / Skid	List Price Each	
Stud Guards Triangle Points 	18 ga x 1 1/2*	3	6	100 / 21M	.130	
	fig. 530	5	10	100 / 12M	.165	
		6	12	100 / 12M	.195	
		20 ga X 1 1/2*	3	4.7	100 / 21M	.105
	fig. 531	6	9	100 / 12M	.165	
		16 ga X 1 1/2*	3	8	100 / 21M	.165
			5	14	100 / 12M	.220
	6		16	100 / 12M	.260	
	Stud Guards Twist Points 	19 ga X 1 1/2*	3	6	100 / 21M	.125
fig. 920		6	11	100 / 12M	.190	
Stud Guards Nail Holes 	18 ga X 1 1/2*	3	6	250 / 30M	.130	
	fig. 906	6	12	100 / 12M	.195	
		16 ga X 1 1/2*	3	8	250 / 30M	.165
	fig. 905	6	16	100 / 12M	.260	
Stud Guards Interlocking 	20 ga X 1 1/2*	20 GA	10	100 / 12M	.165	
	18 ga X 1 1/2*	18 GA	12	100 / 12M	.195	
	16 ga X 1 1/2*	16 GA	16	100 / 12M	.260	
fig. 922						

*MIN