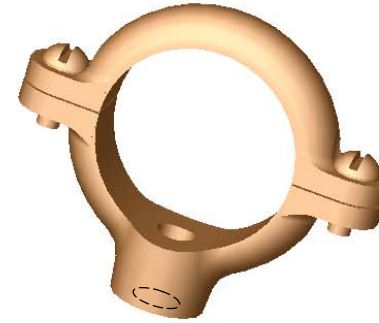
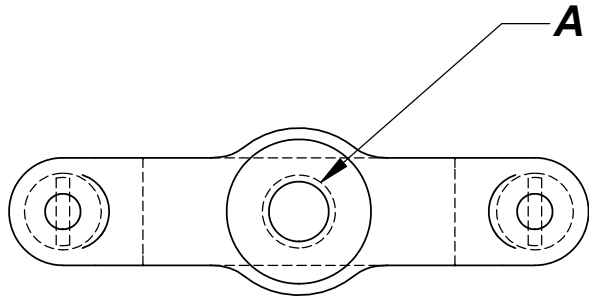
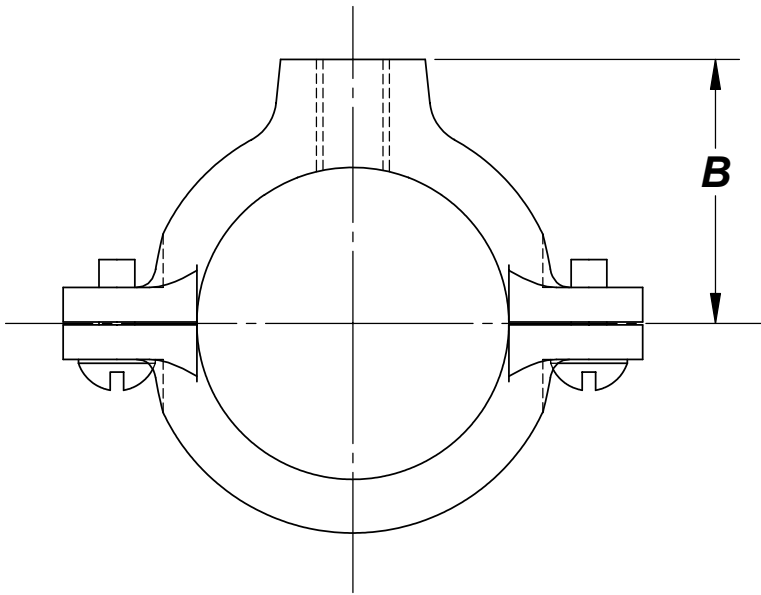


THE INFORMATION CONTAINED IN THIS DRAWING IS THE SOLE PROPERTY OF GREENFIELD MFG CO ANY REPRODUCTION IN PART OR WHOLE WITHOUT THE WRITTEN PERMISSION OF GREENFIELD MFG CO IS PROHIBITED.



FOR COPPER TUBING

TUBE SIZE	A	B	WT / C APPROX	MAX REC LOAD
3/8	3/8	0.62	8	180
1/2	3/8	0.69	8	180
3/4	3/8	0.82	9	180
1	3/8	0.94	11	180
1-1/4	3/8	1.07	12	180
1 - 1/2	3/8	1.20	14	180
2	3/8	1.44	23	180
2 - 1/2	1/2	1.84	47	300
3	1/2	2.10	50	300
4	1/2	2.60	90	300



COMPLIES WITH WWH-171D TYP 25

UNLESS OTHERWISE SPECIFIED DIMENSIONS ARE IN INCHES TOLERANCES ARE: FRACTIONS DECIMALS ANGLES +/- 1/8 .XX +/- .03 .XX + 1 .XXX +/- .01	CAD GENERATED DRAWING, DO NOT MANUALLY UPDATE		GREENFIELD MFG CO 920 LEVICK ST , PHILA.,PA. 19111	
	APPROVALS DRAWN EG CHECKED SB	DATE 11/05 11/05	COPPER PLATED SPLIT RING HANGER	
MATERIAL DUCTILE IRON COPPER PLATED	SCALE CAD FILE: 485.SLDDRW		P/N FIG 485 REV.	
DO NOT SCALE DRAWING		SHEET OF		